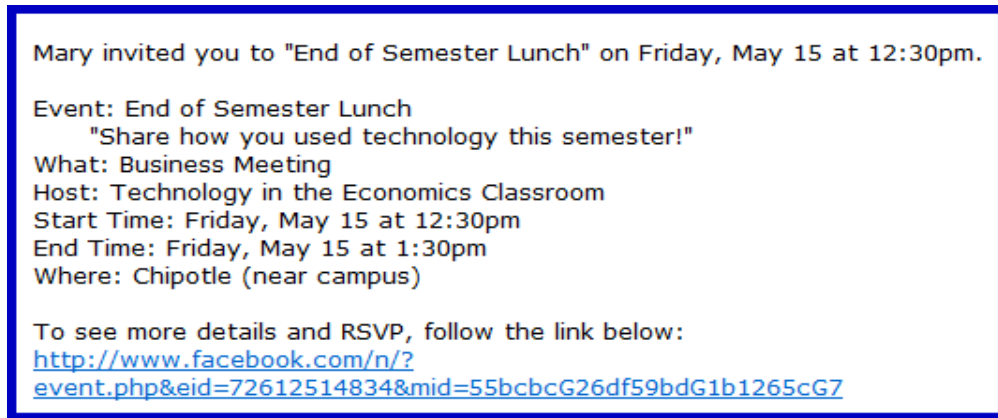


HOW TO RSVP TO AN EVENT IN FACEBOOK

To respond to an event in **facebook** is easy! In this example, you will be invited to an event and receive notification.

1. You will receive an email invitation to attend an **event**:



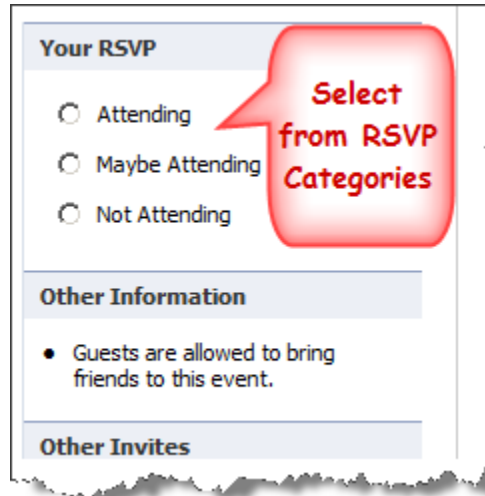
2. Or on your **facebook Home** page, you can click the **event invitation** under **Requests**:



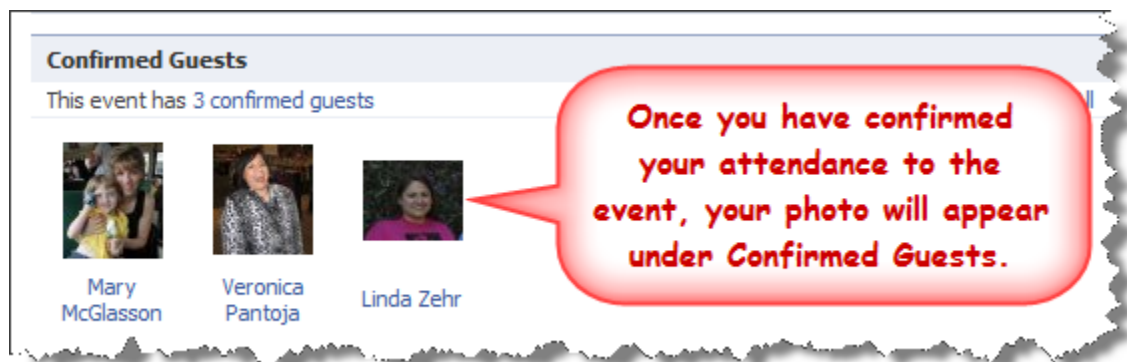
3. Both links will take you to the same place. Next you will see the event information:



4. Then under **Your RSVP** select your attendance for this event:



5. After you have confirmed that you are attending the event, your photo will appear under **Confirmed Guests**:



6. You can also view your events at anytime by clicking the calendar icon on the bottom left corner:

