



Finding and Downloading Flickr Images


Do you need to find a cool image to illustrate a topic or are you looking for something for fun? Flickr (www.flickr.com) is a social photo and video site that contains **millions** of images. Once you find that perfect image you can download it to your computer/flash drive for later use. It is simple to save images! This handout does not cover creating a Flickr account or signing into Flickr. You can search for images without being signed into Flickr, but you have to sign in if you want to download them.


Creative Commons License

Millions of photos are available at Flickr that have been added using a Creative Commons license. Here is an explanation of those license types.

 **Attribution** means: You let others copy, distribute, display, and perform your copyrighted work - and derivative works based upon it - but only if they give you credit.

 **Noncommercial** means: You let others copy, distribute, display, and perform your work - and derivative works based upon it - but for noncommercial purposes only.

 **No Derivative Works** means: You let others copy, distribute, display, and perform only verbatim copies of your work, not derivative works based upon it.

 **Share Alike** means: You allow others to distribute derivative works only under a license identical to the license that governs your work.

[Source: creativecommons.org]

Finding Copyright (free) Images

To conduct a search for images using a Creative Commons license, click the down-arrow next to the Explore button from the menu running across the top of the screen. Select "Creative Commons" from the list.

Explore ▾

[Creative Commons](#)

Click the "See more" link to browse and search for images based on your desired license. You can enter a search term into the search field or browse by tags (keywords the person who uploaded the image used to describe the image). Use the minus sign (-) in the search phrase to limit your search. For example, if you are searching for images of tiger cubs, you can do a search that reads "tiger cub -baseball -cubscouts" to remove results for the Detroit Tigers baseball club and Cub Scouts. If a basic search returns too many results, conduct an advanced search in which you can exclude words and search by content/media type and by date.

Finding and Downloading Flickr Images

Saving Images

Follow these steps to save the image to your computer.

1. Click on the image.
 - You will be directed to a page with more information on the image. Look for these icons (you will only see all four of these icons if you are logged in to your

Flickr account) at the top of the image:



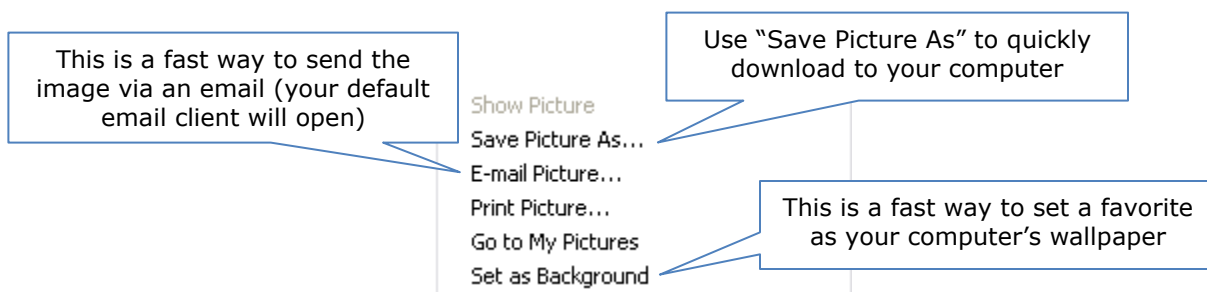
2. If you like this image and don't want to have to search for it again, click the "Add to Faves" button. The image will be saved to your favorites.
3. Some images have been loaded to Flickr in multiple sizes. Click the "All Sizes" button to view and download them.

Available sizes: [Square](#) (75 x 75) | [Thumbnail](#) (100 x 75) | [Small](#) (240 x 180) | [Medium](#) (500 x 375) | **[Large](#)** (1024 x 769) | [Original](#) (2124 x 1596)

[Download the Large size](#) - All sizes of this photo are available for download under [a Creative Commons license](#).

4. Click the link for image size you want to download.
5. Click the "Download the [chosen] size" link.
 - The File Download window will display.
6. Select Save.
7. Navigate to the desired save location.
8. Enter a file name that makes sense to you (the default name will be complex and unintuitive).
9. Click Save.

Alternatively, to quickly save an image you can right-click it and select "Save Picture As." Note the other options available!



If the file name says "spaceball" when you select the "Save Picture As" option, this image cannot be downloaded. You may be conducting a search of images that have not been added under the Creative Commons license.